

14.Jul.2022

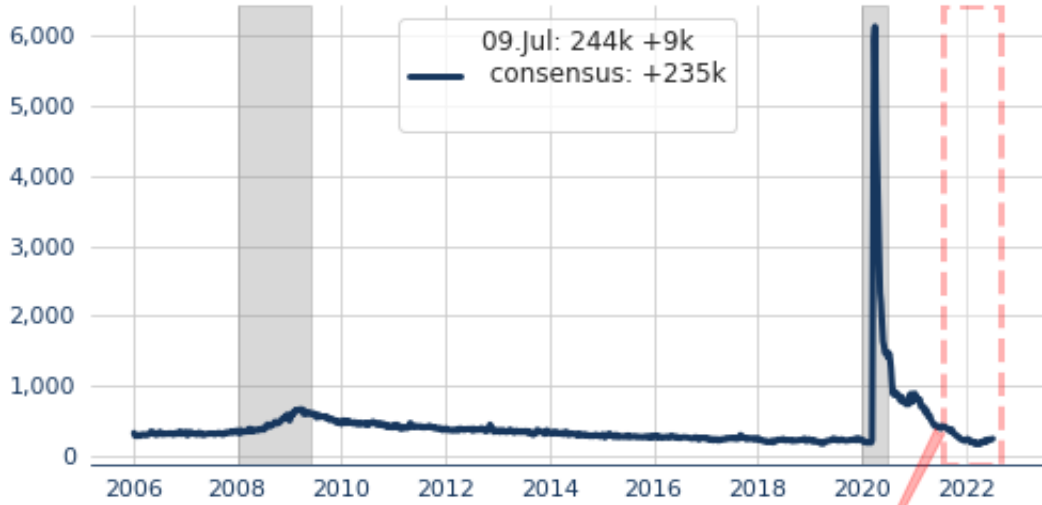
Jobless Claims: Trending Higher

Bottom Line: Claims moved higher last week, making marginal new highs for the year, despite the 4th of July holiday as the trend continues to creep slowly higher. This was the sixth consecutive week over 220k. The medium-term averages are in a slight uptrend after bottoming in March. While historically still low, the shift in trend is a big concern and bears close watching going forward. It appears the red-hot labor market is finally cooling.

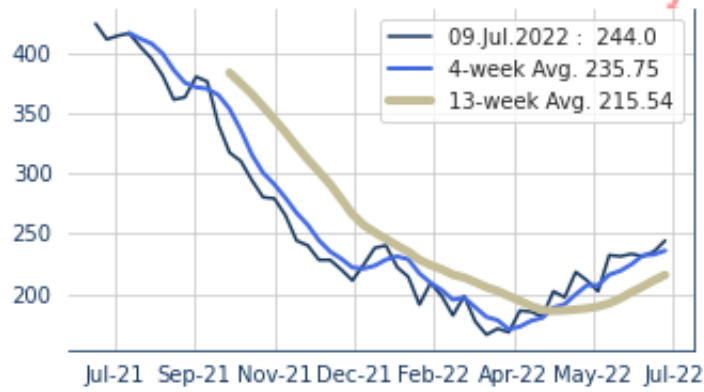
Our Nowcast model is still running a bit below the reported level of claims, suggesting we are unlikely to see a sharp spark in claims, but its trend has also turned modestly higher.

Initial Jobless Claims

09.Jul: 244k +9k
consensus: +235k

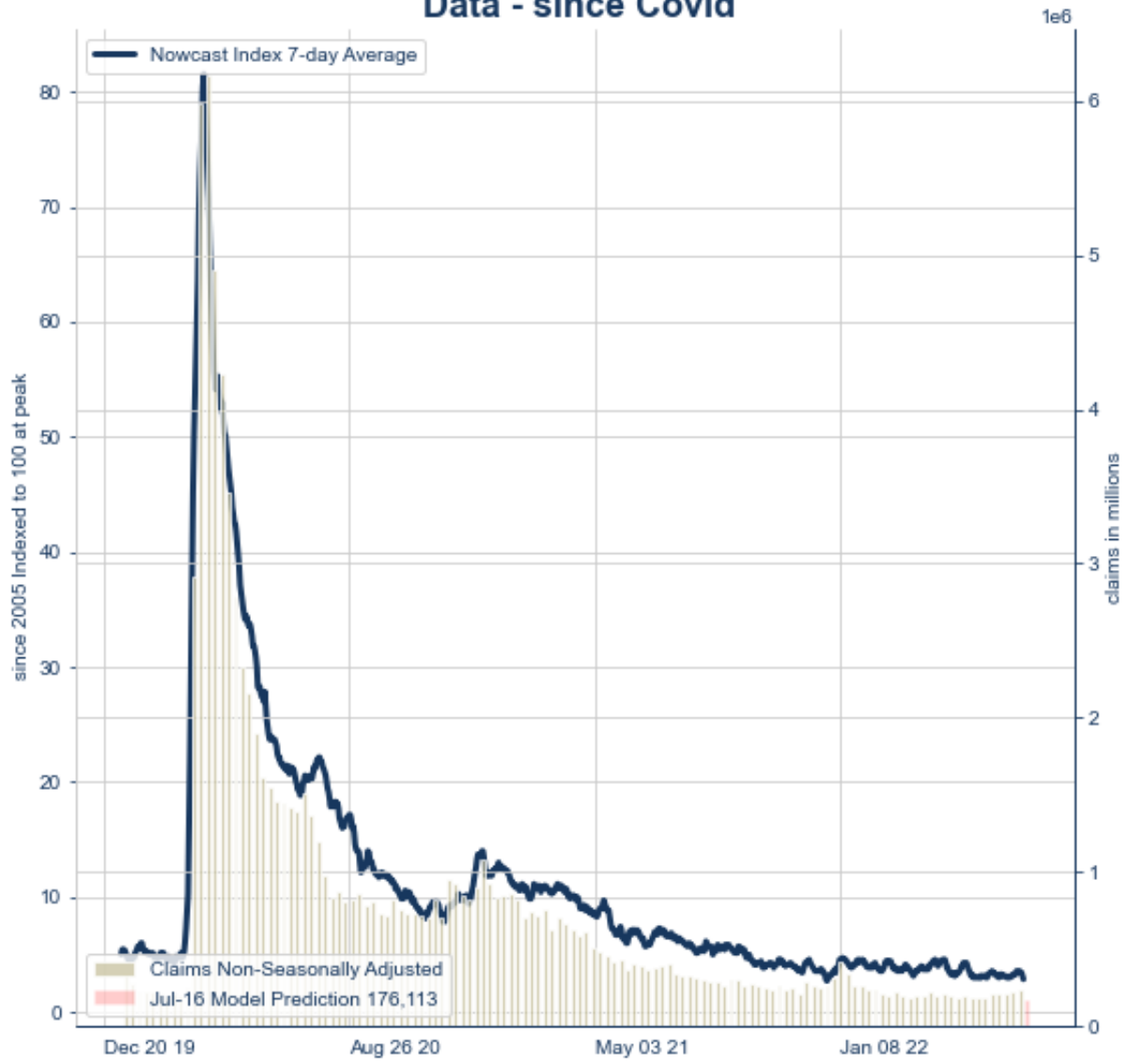


Recent Trends





Claims vs. Nowcast Index Data - since Covid



SA	244.00	235.00	231.00	233.00	231.00	232.00	202.00	211.00
wk chg (SA)	9.00	4.00	-2.00	2.00	-1.00	30.00	-9.00	-7.00
Initial Jobless Claims NSA	241.31	219.93	207.59	206.36	206.10	186.77	183.60	185.25
wk chg (NSA)	21.38	12.34	1.23	0.26	19.33	3.17	-1.65	-13.21
4-week avg (SA)	235.75	232.50	231.75	224.50	219.00	215.75	207.00	207.00
chg in 4wk avg	3.25	0.75	7.25	5.50	3.25	8.75	0.00	7.50
13-week avg (SA)	215.54	211.08	205.92	201.31	196.15	192.00	189.38	187.85
chg in 13k avg	4.46	5.15	4.62	5.15	4.15	2.62	1.54	1.00
Continuing Claims in 000s (one week lag)	Jul-02	Jun-25	Jun-18	Jun-11	Jun-04	May-28	May-21	May-14
Continuing Claims SA	1331.00	1372.00	1324.00	1331.00	1310.00	1309.00	1306.00	1343.00
wk chg (SA)	-41.00	48.00	-7.00	21.00	1.00	3.00	-37.00	28.00
Continuing Claims NSA	1327.11	1374.37	1301.56	1288.70	1270.96	1258.34	1256.69	1290.39
wk chg (NSA)	-47.26	72.81	12.86	17.74	12.62	1.65	-33.70	6.93
4-week avg (SA)	1339.50	1334.25	1318.50	1314.00	1317.00	1318.25	1326.50	1346.75
chg in 4wk avg	5.25	15.75	4.50	-3.00	-1.25	-8.25	-20.25	-15.00
13-week avg (SA)	1344.62	1355.62	1367.69	1381.69	1397.92	1419.77	1447.08	1471.46
chg in 13k avg	-11.00	-12.08	-14.00	-16.23	-21.85	-27.31	-24.38	-22.31

source: Bureau of Labor Statistics via St. Louis Fed FRED